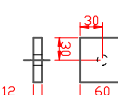
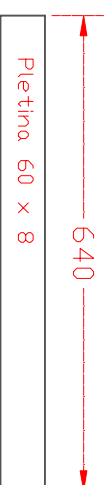
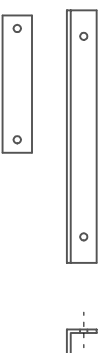
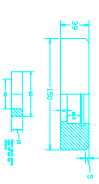
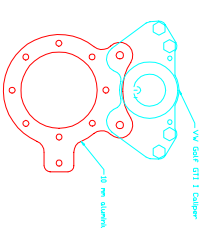


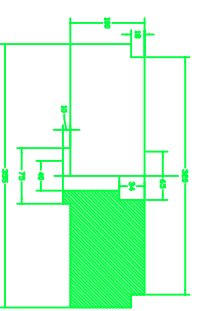
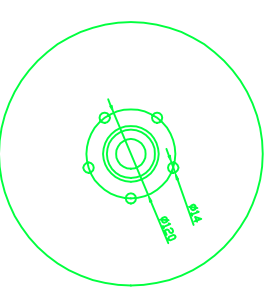
Nissan trade 2.8D Starter



Caliper support



Flywheel:
solid iron



www.SportDevices.com

KART ENGINE DYNAMOMETER
Flywheel diameter = 355 mm
Assembly Inertia = 1.23 kg.m²